

Электрическая и гидравлическая схема

Газовая горелка

Electric and hydraulic diagrams

Gas burner



VECTRON G 04.430 DUO




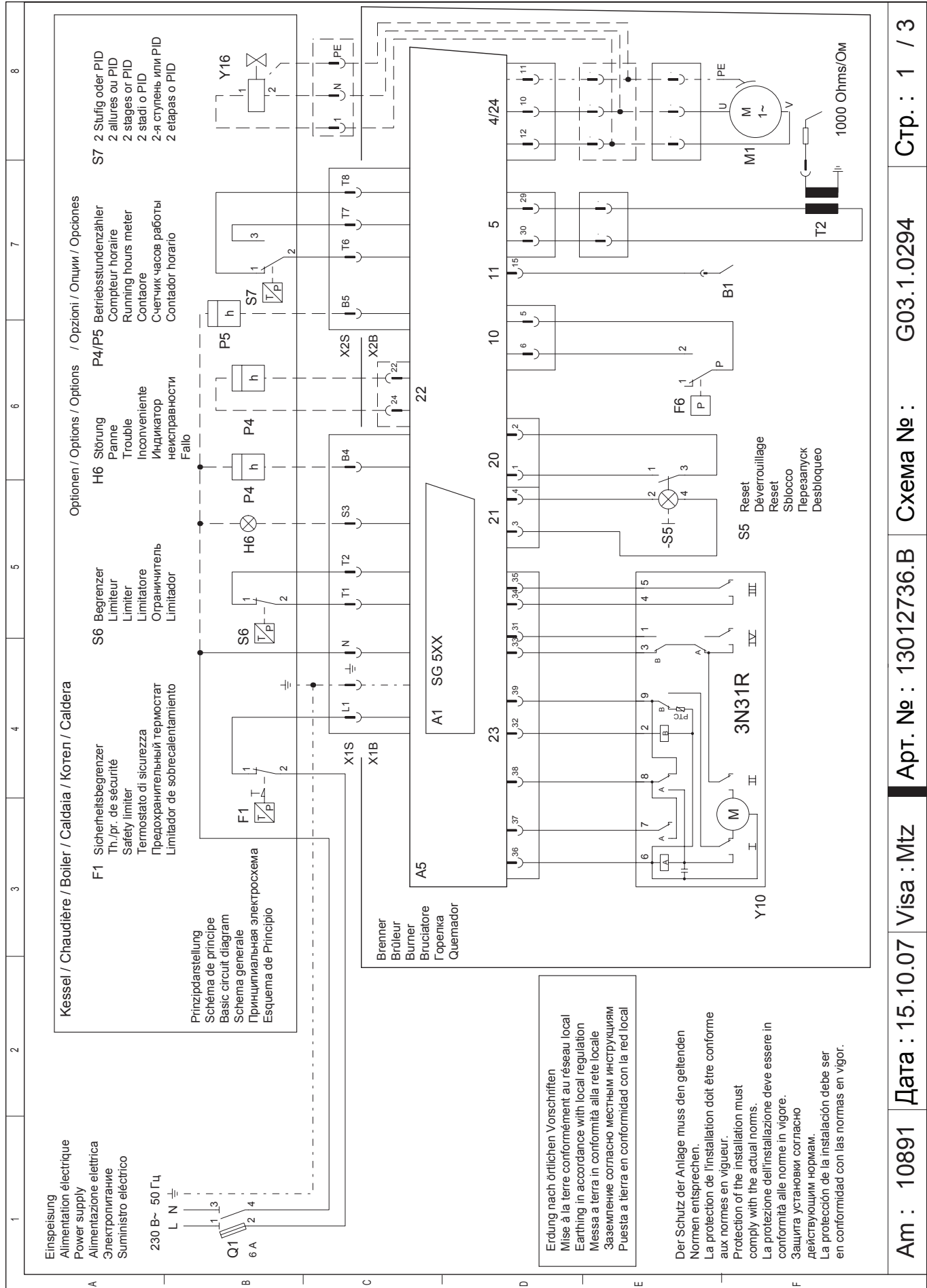
Технические данныеDOC128310

Инструкция по эксплуатации.....DOC128035

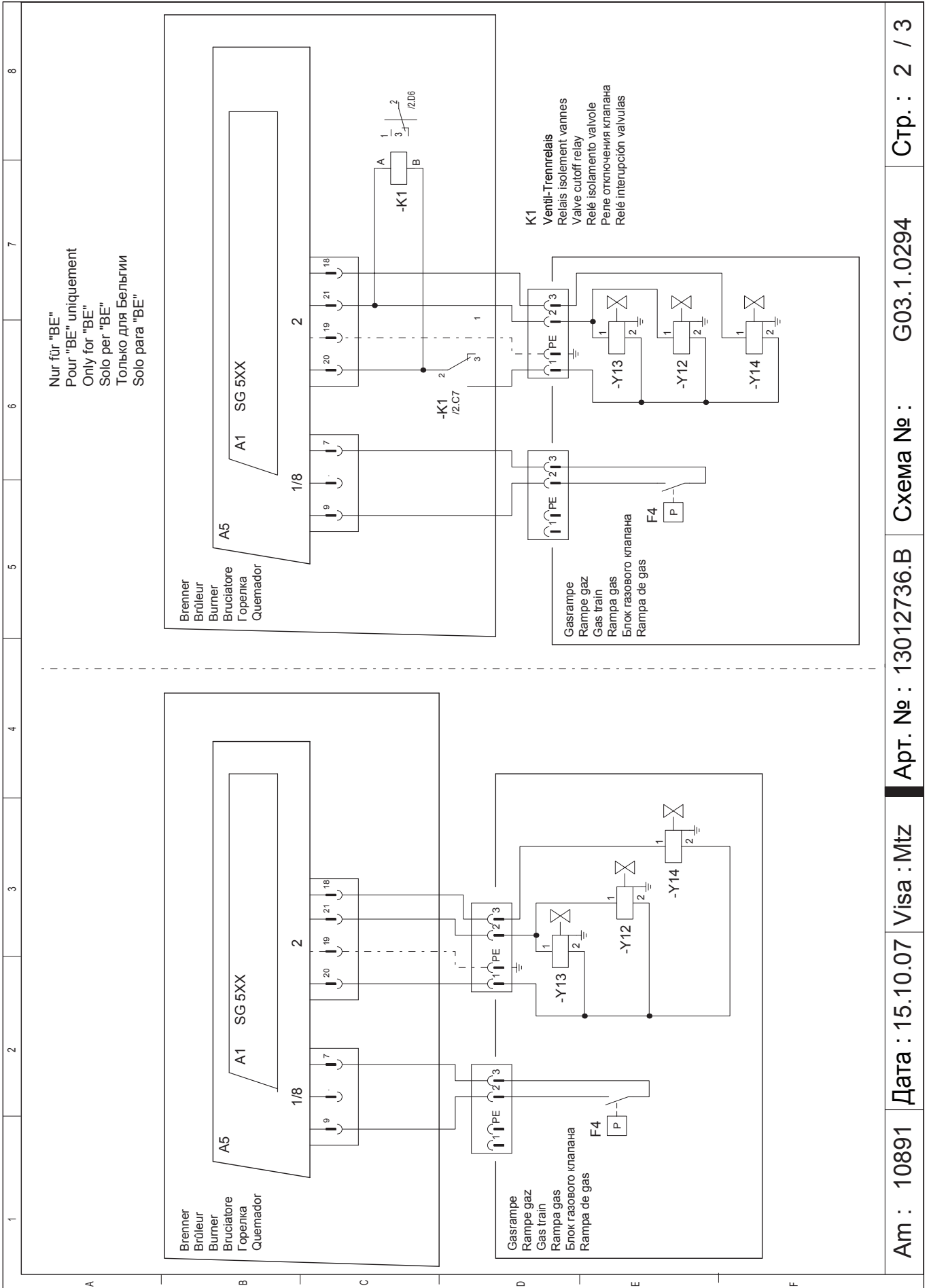
Запасные части.....DOC128085

| | | |
|------------------|-----|----------|
| VG 04.430 DUO KN | 1¼" | 13012738 |
| VG 04.430 DUO KL | 1¼" | 13012739 |
| | ¾" | 13012740 |
| | ¾" | 13012741 |






Электрическая схема



Гидравлическая схема



Am : 10891

Дата : 15.10.07

Visa : Mtz

Арт. № : 13012736.B

Схема № :

G03.1.0294

Стр. : 3 / 3

Заметки

| | | | | | | | | | | | | | | | | | | | | | | |
|--|--|--|--|--|--|--|--|--|--|--|--|--|--|--|--|--|--|--|--|--|--|--|
| | | | | | | | | | | | | | | | | | | | | | | |
| | | | | | | | | | | | | | | | | | | | | | | |
| | | | | | | | | | | | | | | | | | | | | | | |
| | | | | | | | | | | | | | | | | | | | | | | |
| | | | | | | | | | | | | | | | | | | | | | | |
| | | | | | | | | | | | | | | | | | | | | | | |
| | | | | | | | | | | | | | | | | | | | | | | |
| | | | | | | | | | | | | | | | | | | | | | | |
| | | | | | | | | | | | | | | | | | | | | | | |
| | | | | | | | | | | | | | | | | | | | | | | |
| | | | | | | | | | | | | | | | | | | | | | | |
| | | | | | | | | | | | | | | | | | | | | | | |
| | | | | | | | | | | | | | | | | | | | | | | |
| | | | | | | | | | | | | | | | | | | | | | | |
| | | | | | | | | | | | | | | | | | | | | | | |
| | | | | | | | | | | | | | | | | | | | | | | |
| | | | | | | | | | | | | | | | | | | | | | | |
| | | | | | | | | | | | | | | | | | | | | | | |
| | | | | | | | | | | | | | | | | | | | | | | |
| | | | | | | | | | | | | | | | | | | | | | | |
| | | | | | | | | | | | | | | | | | | | | | | |
| | | | | | | | | | | | | | | | | | | | | | | |
| | | | | | | | | | | | | | | | | | | | | | | |
| | | | | | | | | | | | | | | | | | | | | | | |
| | | | | | | | | | | | | | | | | | | | | | | |
| | | | | | | | | | | | | | | | | | | | | | | |
| | | | | | | | | | | | | | | | | | | | | | | |
| | | | | | | | | | | | | | | | | | | | | | | |
| | | | | | | | | | | | | | | | | | | | | | | |
| | | | | | | | | | | | | | | | | | | | | | | |
| | | | | | | | | | | | | | | | | | | | | | | |
| | | | | | | | | | | | | | | | | | | | | | | |
| | | | | | | | | | | | | | | | | | | | | | | |
| | | | | | | | | | | | | | | | | | | | | | | |
| | | | | | | | | | | | | | | | | | | | | | | |

We reserve the right to make technical changes to improve our products without prior notice.
Мы сохраняем за собой право производить технические изменения для улучшения нашей
продукции без предварительного уведомления.

ELCO

**ELCO
KLOCKNER**
Heiztechnik

ELCOTHERM

elco

CUENOD

07 10 / 13 012 736B